

Hera®

Light Years Ahead

ES1 10 Watt Lights

Surface Mounted Halogen Spotlight

- Accent lighting for vanities, displays, furniture, kitchen cabinets or boats.
- Halogen 10 Watt surface or recess mounted spotlight with aluminum reflector in silver, clear or frosted glass lens and 79" connecting cables.
- Overall height only 7/8"
- Available in complete kits of 2 and 3 lights



Mfg Part#	Finish	Case Qty	Item #
-----------	--------	----------	--------

2 Light Set

1ES120WH C/SET	White	1	4401100
1ES120BL C/SET	Black	1	4401125
1ES120CH C/SET	Chrome	1	4401150
1ES120GO C/SET	Gold	1	4401175
1ES120SS C/SET	Stainless Steel	1	4401200

3 Light Set

2ES120WH C/SET	White	1	4401500
2ES120BL C/SET	Black	1	4401525
2ES120CH C/SET	Chrome	1	4401550
2ES120GO C/SET	Gold	1	4401575
2ES120SS C/SET	Stainless Steel	1	4401600

Hera®

Light Years Ahead

ARFS 20 Watt

Low Profile Recessed or Surface Mounted Spotlight

- This friction fit spotlight is designed for installation in kitchen cabinets, display cases and furniture.
- Halogen 20 watt recess or surface mounted spotlight with overall heights of 7/8"
- Includes 71" connecting cable
- Available in multiple finishes
- Available in complete sets of 2 and 3 lights
- Includes 4000 hr. Osram bulb



Mfg Part#	Finish	Case Qty	Item #
-----------	--------	----------	--------

2 Light Set

1ARFS20WH E/SET	White	1	4401700
-----------------	-------	---	---------

Mfg Part#	Finish	Case Qty	Item #
1ARFS20BL E/SET	Black	1	4401725
1ARFS20CH E/SET	Chrome	1	4401750
1ARFS20GO E/SET	Gold	1	4401775
1ARFS20SS E/SET	Stainless Steel	1	4401800

3 Light Set

2ARFS20WH E/SET	White	1	4401825
2ARFS20BL E/SET	Black	1	4401850
2ARFS20CH E/SET	Chrome	1	4401875
2ARFS20GO E/SET	Gold	1	4401900
2ARFS20SS E/SET	Stainless Steel	1	4401925

Hera®

Light Years Ahead

EH 24

Recessed Swivel Halogen Spotlight

- Ideally suited for installation inside cabinets, furniture, and showcases as accent lighting, direct illumination etc.
- +/- 20 degree swivel
- Recess depth only 1 3/4"
- Metal housing
- Includes 12 V/20 W lensed MR 11 bulb
- Attached 6" connecting cable with NV6 plug
- Can be relamped from top or bottom
- Available in white and chrome
- 4" clearance on backside of fixture is necessary



Mfg Part#	Finish	Case Qty	Item #
EH2420WH	White	1	4402000
EH2420CH	Chrome	1	4402010

Notes



Hera®

Light Years Ahead

SteelTech TR 20 Halogen Light

TriTech

- Elegant stainless steel housing. Ready to connect with the convenient Hera plug-in system. The stylish new TriTech goes under cabinets and over entertainment areas, enriching your beautiful design.
- High-quality triangle housing available in brushed stainless steel, copper or white
- Easy installation
- Convenient integration into Hera halogen systems
- Integrated halogen spot KB 12 V/20 W, available in: stainless steel, white, black, chrome, copper and gold
- Can be used with 10,000 hr. Xenon bi-pin bulb (special order)
- Includes 4000 hr. Osram bulb



Mfg Part#	Finish	Case Qty	Item #
TR20SS	Stainless Steel	1	4403100
TR20WH	White	1	4403125
TR20CO	Copper	1	4403150


Hera®

Light Years Ahead

Steel Tech AL 20 Halogen Light

ArcTech

- Graceful stainless steel arc. "Effortless" installation. Ready to connect with Hera plug-in system. The new ArcTech luminaire is poetry in motion over bookshelves, cabinets and entertainment areas.
- High quality housing of brushed stainless steel
- Integrated halogen spot MH 14, 12 V/20 W
- Convenient integration into Hera halogen systems
- Decorative cone and trim ring available in: stainless steel, graphite, polished or matt chrome
- Can be used with 10,000 hrs Xenon bi-pin bulb (special order)
- Includes 4000 hr. Osram bulb



Mfg Part#	Finish	Case Qty	Item #
AL20SS	Sainless Steel	1	4403200

Hera®

Light Years Ahead

Premium Line BLG Halogen Light

Arclamp

- Attractive design, easy to install, various application possibilities, e.g. kitchen, bathroom and living room. Perfect for displays or exhibition booths.
- High quality metal housing, 12 1/4" long
- Easy installation using welded hold down clamp and swivel head
- Long life 20, 35 or 50 W, lensed MR 16 bulb included
- Attached 6" connecting cable with NV6 plug
- High light output while using minimum energy
- Easy lamp replacement
- Available in chrome, nickel, and white
- Reasonably priced
- Special order colors and sizes are available for minimum quantities



Mfg Part#	Finish	Case Qty	Item #
BLG1/20CH	Chrome	1	4403225
BLG1/20NI	Nickel	1	4403250
BLG1/20WH	White	1	4403275

Hera®

Light Years Ahead

Enterprise EN 20 PF Halogen Light

- Enterprise will be the new focal point in your furniture, cabinets and displays. The partially frosted glass disk with integrated halogen spotlight provides direct illumination of the work area and indirect edge-lighting, creating a unique lighting accent. Enterprise is extremely easy to install with only two supplied screws. The cord is conveniently hidden by the mounting bracket.
- Easy surface mount installation with only two screws
- Angled mounting bracket for perfect illumination of the work area
- Partially frosted glass disk creates unique edge-lighting accent
- Mounting bracket and decor ring in stainless steel finish
- Easy to relamp
- 12 V/20 W bulb included
- Attached 79" connecting cable with NV 6 plug
- To be used with Hera E 60 T or OMN 60 LT transformers



Mfg Part#	Finish	Case Qty	Item #
EN20PF	Stainless Steel	1	4403300

Hera®

Light Years Ahead

Ecostrip

Self Contained Halogen Light

- The New Ecostrip features an integrated connecting system which makes it easy to create long, continuous lines of halogen light. Fixtures can be connected directly to a line-voltage (120 V) power supply. Ideal for illumination of work stations or for under cabinet lighting.
- Integrated connecting system
- Surface mounted
- Built-in electronic transformer
- Integrated on/off switch
- 12 V/20 W frosted bulbs included
- Clear tempered glass lens
- Height only 1-3/8", width only 2-1/16"
- Available in 3 sizes: 13" 1 lamp · 19" 2 lamps · 25" 3 lamps
- Hardwired or connection version available
- Available in white



Accessories:

- M43 power supply cable (79 - 118")
- M46 connecting cable (8 - 118")

Mfg Part#	Size	Case Qty	Item #
-----------	------	----------	--------

Surface Mount

ECS19 2Lamp	19"	1	4402500
ECS25 3Lamp	25"	1	4402525

Hardwire

ECS19HW 2Lamp	19"	1	4402550
ECS25HW 3Lamp	25"	1	4402575

Accessories


M431000	39"	1	4402600
M4320000	79"	1	4402625
M460500	19"	1	4402700

Hera®


Light Years Ahead

SlimLite ES Series Halogen Lights

- The fixture is easy to install with a snap-in system. You can also combine several fixtures effortlessly. The modular connecting system makes it simple to create long, continuous lines of fluorescent lighting to fit any space. Its high light-output and an extremely low heat index make the SlimLite ideal for displays and cases.
- More Light - Less Heat - Easier Installation - More Flexibility
- Built-in electronic ballast
- Energy efficient, only 7, 10 and 18 W
- Slender profile fits virtually any furniture, cabinet or display
- Attractive, easy-to-clean plexiglass cover protects bulb
- Instant starting, Tri Phosphor lamp is quiet and flicker-free
- Plug-in modular system permits easy connection for continuous lighting
- Extremely long bulb life, rated 10,000 hours
- Contemporary white housing
- Available in three different lengths: 10", 13", and 20"; width: 11/16"; height: 1-1/4"
- Available with cool white or warm white.



Mfg Part#	Color	Size	Case Qty	Item #
ES10/P	Cool White	10"	1	4405050
ES13/P	Cool White	13"	1	4405025
ES20/P	Cool White	20"	1	4405000
ES10WW/P	Warm White	10"	1	4405125
ES13WW/P	Warm White	13"	1	4405100
ES20WW/P	Warm White	20"	1	4405075



CABINET LIGHTING

Hera® Light Years Ahead

SlimLite XL Series Halogen Lights

- For longer runs our new SlimLite XL is the solution. The XL offers all the benefits of SlimLite: It's cooler, brighter, more compact. And now it's available in 2', 3', 4' and 5' lengths. This enables continuous rows of light of up to 35 linear feet which makes the XL the perfect lighting system for gondolas, store fixtures and long runs of shelves. SlimLite XL features standard T-5 lamps which are available in a variety of light colors. Its optional plexiglass cover makes it also the preferred light fixture for food applications.
- Built-in electronic ballast
- Energy efficient, only 14, 21, 28 and 35 W
- Uses standard T - 5 lamps, 82 CRI (to be ordered separately)
- Plug-in modular system permits easy connection for continuous lighting
- Extremely long bulb life, rated 20,000 hours
- Available in four different lengths: 2' (23-1/8"), 3' (34-7/8"), 4' (46-3/4") and 5' (58-7/16") width: 29/32", height: 1-7/16"
- Optional plexiglass cover available (to be ordered separately)
- Contemporary white housing bulb



Mfg Part#	Size	Case Qty	Item #
ES22/BC	22"	1	4405650
ES34/BC	34"	1	4405550
ES46/BC	46"	1	4405500
ES59/BC	59"	1	4405600

Hera® Light Years Ahead

SlimLite Series Replacement Bulbs

- Available in 7, 10, 14, 18, 21, 28, and 35 Watt bulbs
- Designed for the Slimlite and SlimLite XL Series lights
- Available in cool white and warm white



Mfg Part#	Color	Length	Case Qty	Item #
<i>SlimLite Replacement Bulbs</i>				
SFB7	Cool White	10"	1	4405150
SFB10	Cool White	13"	1	4405200
SFB18	Cool White	20"	1	4405225
SFB7WW	Warm White	10"	1	4405250
SFB10WW	Warm White	13"	1	4405275
SFB18WW	Warm White	20"	1	4405300

Mfg Part#	Color	Length	Case Qty	Item #
<i>SlimLite XL Replacement Bulbs</i>				
SFB14	Cool White	22"	1	4405380
SFB21	Cool White	34"	1	4405360
SFB28	Cool White	46"	1	4405350
SFB35	Cool White	59"	1	4405370

Hera® Light Years Ahead

SlimLite Series Accessories

- Power cords come in 6 ft. lengths
- Connecting cables are available in 6", 1ft., 2ft., 4ft. and 6ft. lengths



Mfg Part#	Type	Case Qty	Item #
<i>Power Cords</i>			
SPC/XL	6' Long	1	4402725
<i>Connecting Cables</i>			
SCC6/XL	6" Long	1	4402750
SCC12/XL	1' Long	1	4402775
SCC24/XL	2' Long	1	4402800
SCC48/XL	4' Long	1	4402825
SCC72/XL	6' Long	1	4402850
<i>Hardwire Box, Connectors, and Switches</i>			
SHWC/XL	Hardware Box	1	4402875
SDC/XL	Connector	1	4402900
SRS/XL	On-Off Rocker Switch	1	4402925



Hera® Light Years Ahead

E60 T Economic Transformer

- Standard power supply for Hera halogen spotlights. The built-in short-circuit-overload and overheat-protection make this transformer virtually indestructible.
- 110 V/11.5 V eff., 10 - 60 VA
- Weight only 3.9 oz
- Short circuit protection
- Overload and overheat protection
- Soft start
- Dimmable with standard dimmers
- Voltage compensation circuit
- 79" plug-in power cable
- 10" 12 V connector with NVK 6/3 plug-in terminal
- Auto reset technology - no fuses



Mfg Part#	Case Qty	Item #
E60T	1	4404050

Hera® Light Years Ahead

Ecoline EB20 Halogen Bulb Replacement Bulbs

- Ecoline bi-pin halogen bulb
- Available in 10 or 20 W (12 V)
- 20 W version also available with frosted finish
- Average bulb life 2000 hrs.



Mfg Part#	Case Qty	Item #
EB20	1	4403575

Hera® Light Years Ahead

Premium PB20 20 Watt Halogen Bulb Replacement Bulbs


- Premium bi-pin halogen bulb
- Available in 10 or 20 W (12 V)
- Average bulb life 4000 hrs



Mfg Part#	Case Qty	Item #
PB20	1	4403500

McKILLICAN Special Orders

Through its wide network of contacts in the industry, McKillican has the ability to special order product from hundreds of vendors throughout the world. Contact your local McKillican customer service representative with details on your unique requirements.



Notes
